

PRODUCT NUMBER
98414-XXX-XX-XXXLF

PLATING _____
S = 0.38µm GOLD/GXT ON CONTACT AREA
3.81µm TIN LEAD ON TAIL
G = 0.76µm GOLD/GXT ON CONTACT AREA
3.81µm TIN LEAD ON TAIL
F = GOLD FASH ON CONTACT AREA
3.81µm TIN LEAD ON TAIL

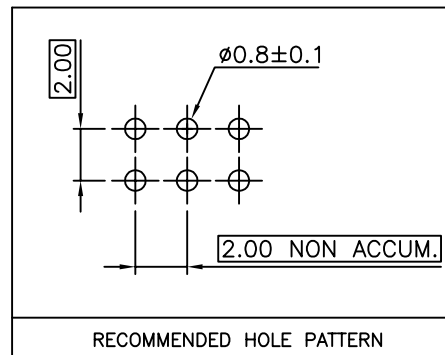
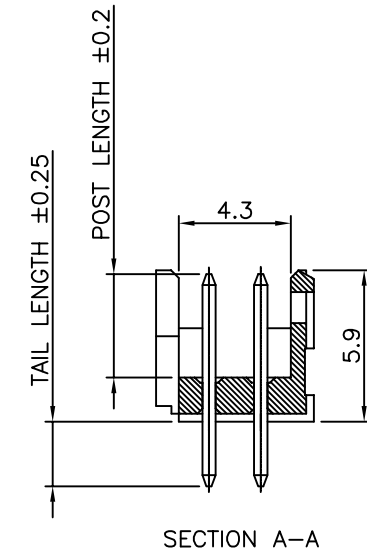
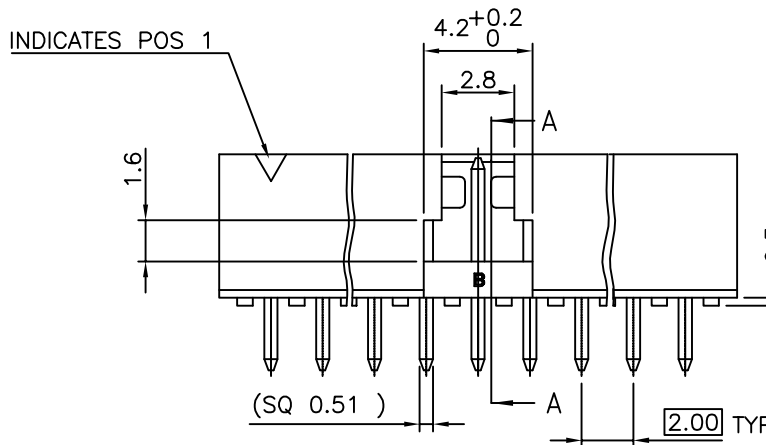
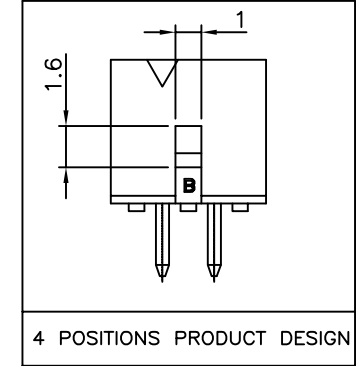
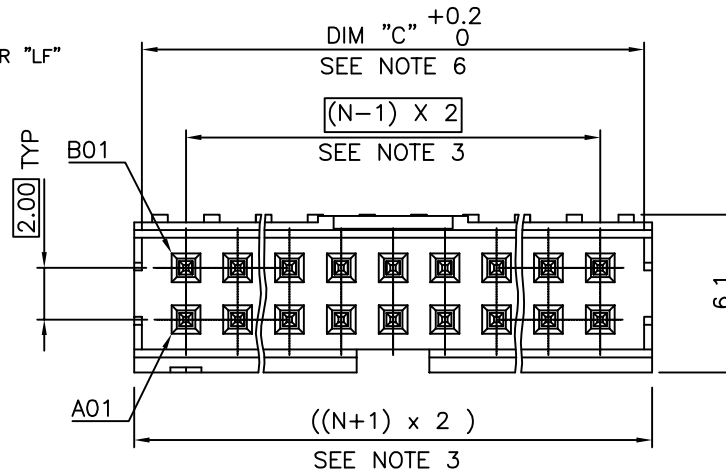
WHEN REQUIRED, ADD SUFFIX LETTER "LF" INDICATES THE PRODUCT IS RoHS COMPATIBLE, SEE NOTE 8

POLARIZATION, SEE NOTE 7
PACKAGING, SEE NOTE 5
TOTAL NB OF POSITIONS, 04 TO 50 POS
COLOR OPTION NOTE 1

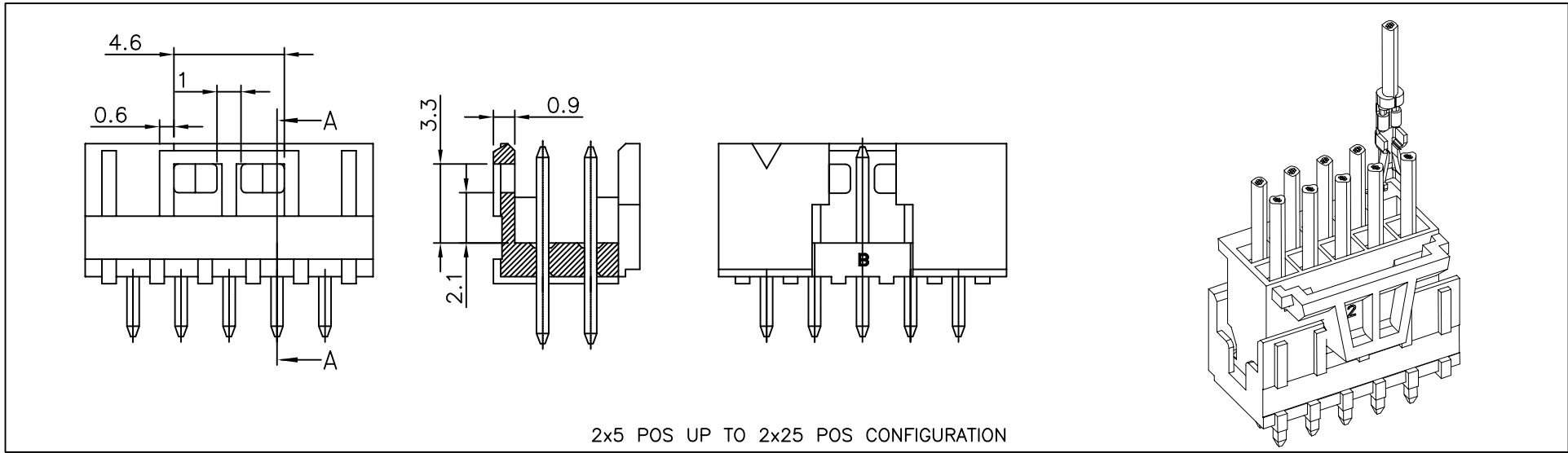
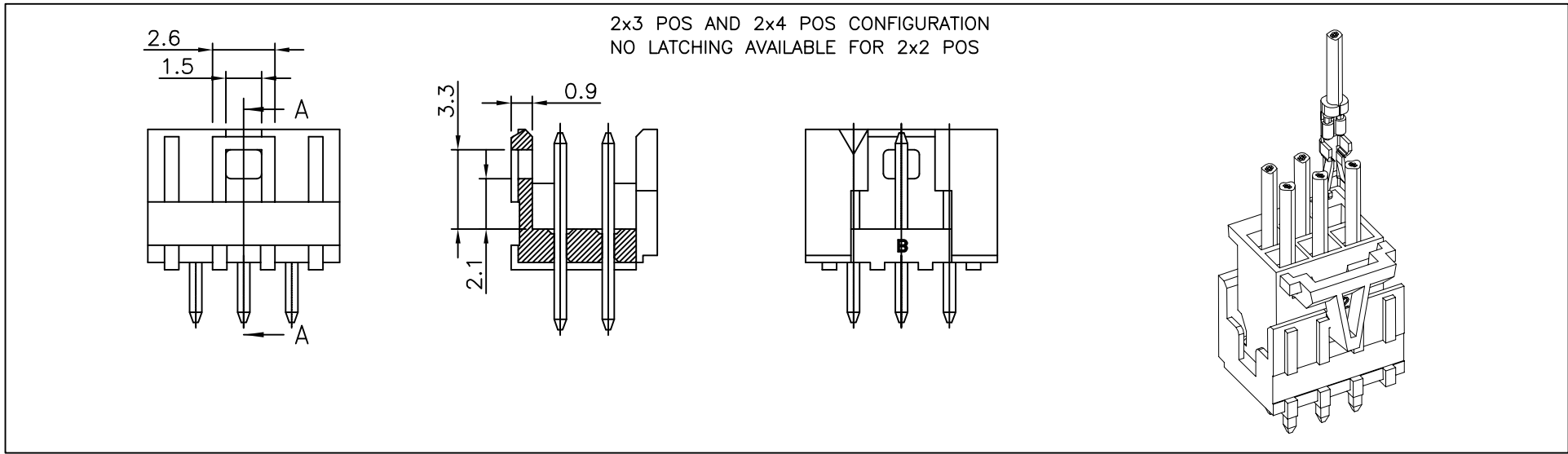
PIN STYLE	POST LENGTH	TAIL LENGTH
06	4.00	2.50
08	4.00	3.10
10	4.00	3.70

NOTES:

- MATERIAL HOUSING: HIGH TEMP. THERMOPLASTIC UL-94V0
- = STANDARD COLOR CREAM
B = OPTIONAL COLOR BLACK
- MATERIAL TERMINAL: COPPER ALLOY
- TO DETERMINE DIMENSIONS:
N = NUMBER OF POSITIONS PER ROW
- 7N MIN. PIN RETENTION IN EITHER DIRECTION.
- PACKAGING:
= PLASTIC BOX
- = PLASTIC BOX WHEN POLARISATION FEATURE APPLICABLE
U = TUBE AVAILABLE FROM 06 TO 50 POS
- DIM "C" = (N x 2) + 1.4
EXAMPLE: N = 7
DIM "C" = (7 x 2) + 1.4 = 15.4 mm
- FOR POLARIZATION, SPECIFIED PIN
EXAMPLE : A03 = ROW A, POSITION 03 TO OMIT PIN
OMIT FROM PRODUCT NUMBER IF THIS FEATURE IS NOT APPLICABLE.
- RoHS COMPATIBLE PRODUCT SPECIFICATIONS
 - PLATING:
- "LF" MEANS THE PRODUCT IS LEAD-FREE,
2µm MINIMUM MATTE TIN OVER 1.27µm
MINIMUM NICKEL UNDERPLATE.
 - MANUFACTURING PROCESS COMPATIBILITY
- THE HOUSING WILL WITHSTAND EXPOSURE TO
260°C ±5°C SOLDER BATH TEMPERATURE FOR
5 SECONDS IN A WAVE SOLDER APPLICATION
WITH A 1.6mm MIN THICK CIRCUIT BOARD.
 - LABELLING:
- MEETS PACKAGING SPECS AS PER GS-14-920
 - THIS PRODUCT MEETS EUROPEAN DIRECTIVES
AND OTHER COUNTRY REGULATIONS AS DISCRIBED
IN GS-22-008.



mat'l. code		surface		tolerance		projection		product family	
SEE NOTES		ISO 1302		ISO 406		ISO 1101		MINITEK	
ltr	ecn no	dr	date	tolerances unless otherwise specified		mm		title	
P	F10-0215	JCO	10.09.16	angles	X.X ±0.3	mm		SHR HEADER	
J	F05-0278	LMU	05.10.19	linear	X.XX ±0.13	scale 1:1		2.00 VERTICAL TMT	
K	F06-0210	LMU	06.07.05	dr	L.MULIN	04.09.27	dwg no		sheet 1 of 2
L	F08-0113	LMU	08.01.17	engr	J.COMPAGNON	04.09.27	98414		A3
M	F08-0145	ELA	15.04.08	chr			type		CUSTOMER Drawing
N	F09-0211	JCO	09.11.03	appd	JM.C	04.09.27			
sheet	revision	P	A						
index	sheet	1	2						



LATCHING FEATURES WHEN USED IN COMBINATION
WITH ACTIVE LATCH HOUSING 10073599

mat'l. code		surface		tolerance		projection		product family	
SEE NOTES		ISO 1302		ISO 406		ISO 101		MINITEK	
ltr	ecn no	dr	date	tolerances unless otherwise specified		mm		title	
A	F08-0113	LMU	08.01.17	angles	X.X ±0.3	mm		SHR HEADER	
				linear	X.XX ±0.13	scale 1:1		2.00 VERTICAL TMT	
					X.XXX ±0.05			dwg no	
				dr	L.MULIN	07.11.06	sheet 2 of - size		
				engr	J.COMPAGNON	07.11.06	98414		A3
				chr			type		CUSTOMER Drawing
				appd	JM.C	07.11.06			
sheet index	revision sheet								