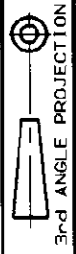
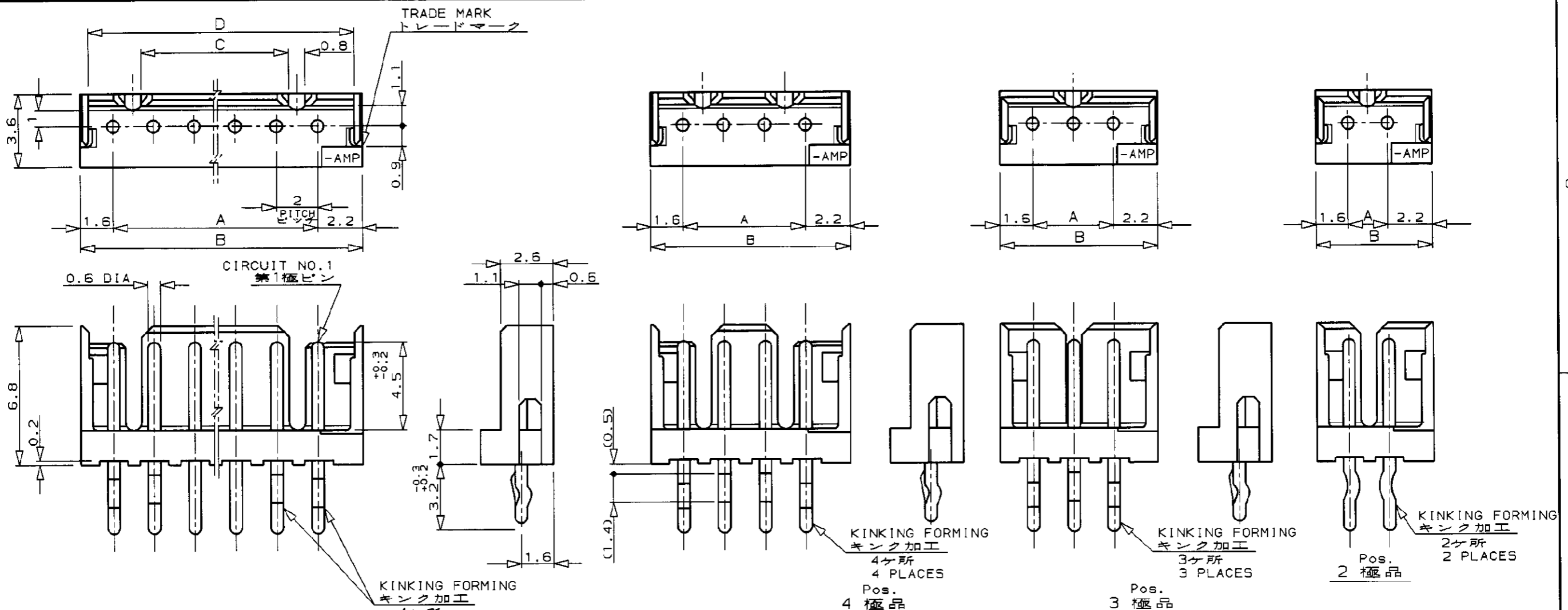


NUMBER C-173981



METRIC

DIMENSIONS IN MILLIMETERS. DO NOT SCALE PRINT

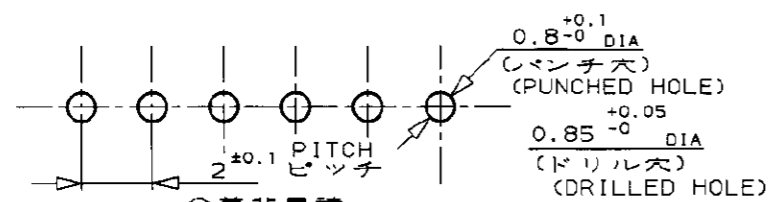


注 ;

1. 材料 : HSG - 66ナイロン樹脂UL94V-0  
ポスト - 半田メッキ付黄銅
2. 適用製品規格 : 108-5218
3. 嵌合相手製品型番 : P/N 173977

NOTES;

1. MATERIAL: HOUSING - 66 NYLON (UL94V-0)  
POST - POST-PLATED TIN-LEAD BRASS
  2. PRODUCT SPEC., 108-5218
  3. APPLICABLE RECEPTACLE, P/N 173977
- ⚠ SUPERSEDED BY 292161**



公差非累積  
NOT ACCUMULATED TOLERANCE

RECOMMENDABLE P.C. BOARD LAYOUT  
推奨基板寸法  
(板厚 0.8-1.6)  
(PCB THK: 0.8-1.6)

|             |             |              |             |                |            |    |      |      |      |
|-------------|-------------|--------------|-------------|----------------|------------|----|------|------|------|
|             | △7-173981-5 | △5-173981-5  | △3-173981-5 | △1-173981-5    | 15         | 28 | 31.8 | 25.2 | 31.0 |
|             | △7-△        | △5-△         | △3-△        | △1-△           | 14         | 26 | 29.8 | 23.2 | 29.0 |
|             | △7-         | △5-          | △3-         | △1-            | 13         | 24 | 27.8 | 21.2 | 27.0 |
| △9-173981-2 | △7-         | △5-          | △3-         | △1-            | 12         | 22 | 25.8 | 19.2 | 25.0 |
| △9-△        | △7-         | △5-          | △3-         | △1-            | 11         | 20 | 23.8 | 17.2 | 23.0 |
| △9-         | △7-         | △5-          | △3-         | △1-            | 10         | 18 | 21.8 | 15.2 | 21.0 |
| △8-         | △6-         | △4-          | △2-         |                | 9          | 16 | 19.8 | 13.2 | 19.0 |
| △8-         | △6-         | △4-          | △2-         | △              | 8          | 14 | 17.8 | 11.2 | 17.0 |
| △8-         | △6-         | △4-          | △2-         | △              | 7          | 12 | 15.8 | 9.2  | 15.0 |
| △8-         | △6-         | △4-          | △2-         | △              | 6          | 10 | 13.8 | 7.2  | 13.0 |
| △8-         | △6-         | △4-          | △2-         | △              | 5          | 8  | 11.8 | 5.2  | 11.0 |
| △8-         | △6-         | △4-          | △2-         | △              | 4          | 6  | 9.8  | 3.2  | 9.0  |
| △8-▽        | △6-▽        | △4-▽         | △2-▽        | △▽             | 3          | 4  | 7.8  | —    | 7.0  |
| △8-173981-2 | △6-173981-2 | △4-173981-2  | 2-173981-2  | 173981-2       | 2          | 2  | 5.8  | —    | 5.0  |
| RED<br>赤色   | BLACK<br>黒色 | YELLOW<br>黄色 | BLUE<br>青色  | NATURAL<br>自然色 | Pos.<br>極数 | A  | B    | C    | D    |

**SUPERSEDED**

**NOT FOR REVISION**

**TE Connectivity**

NAME: ポストヘッダーアッセンブリ・垂直型 (V-タイプ)  
POST HEADER ASS'Y VERTICAL TYPE  
(AMP CT CONNECTOR 2mm PITCH)

WIRE RANGE: — mm<sup>2</sup> (AWG - )  
INSULATION DIA: — mmφ

MATERIAL: SEE NOTE 1  
FINISH: —

GENERAL TOLERANCE: 0<math>\leq</math>10 : ±0.2  
10<math>\leq</math>30 : ±0.25  
30<math>\leq</math>100 : ±0.3  
ANGLES : ±3°

SIZE: LOC NUMBER: C-173981  
SCALE: 5-1  
REV.: K2  
SHEET: 1 OF 1

|     |                           |    |     |        |      |            |        |      |            |
|-----|---------------------------|----|-----|--------|------|------------|--------|------|------------|
| K2  | REVISED PER ECO-11-005033 | RK | HMR | 2APR11 | DR.  | T.NAKAMURA | 4/5/90 | DE.  | T.NAKAMURA |
| LTR | REVISION RECORD           | DR | CHK | DATE   | CHK. | S.KIKUCHI  | 4/5/90 | APP. | S.KUBOUCHI |

CUSTOMER DRAWING