

## SEK 2R 16P STD pre-assy cover W/O SR




Image is for illustration purposes only. Please refer to product description.

Part number	09 18 116 9622
Specification	SEK 2R 16P STD pre-assy cover W/O SR
HARTING eCatalogue	<a href="https://b2b.harting.com/09181169622">https://b2b.harting.com/09181169622</a>

### Identification

Category	Connectors
Series	SEK Low-profile
Element	PCB transition connectors
Description of the contact	Straight

### Version

Termination method	Solder termination IDC termination
Connection type	PCB to cable
Number of contacts	16
Termination length	2.9 mm
Details	for IDC flat cable 1.27 mm (0.050") pitch AWG 28/7

### Technical characteristics

Contact rows	2
Contact spacing (termination side)	2.54 mm
Contact spacing (mating side)	1.27 mm
Mounting height	5.5 mm
Rated current	2.6 A
Insulation resistance	$>10^9 \Omega$
Contact resistance	$\leq 35 \text{ m}\Omega$
Limiting temperature	-55 ... +105 °C



Pushing Performance

## Technical characteristics

Test voltage $U_{r.m.s.}$	1 kV
Isolation group	II ( $400 \leq CTI < 600$ )

## Material properties

Material (insert)	Thermoplastic resin (PBT)
Colour (insert)	Grey
Material (contacts)	Copper alloy
Surface (contacts)	Sn over Ni Termination side Sn over Ni Mating side
Material flammability class acc. to UL 94	V-0
RoHS	compliant
ELV status	compliant
China RoHS	e
REACH Annex XVII substances	No
REACH ANNEX XIV substances	No
REACH SVHC substances	No

## Specifications and approvals

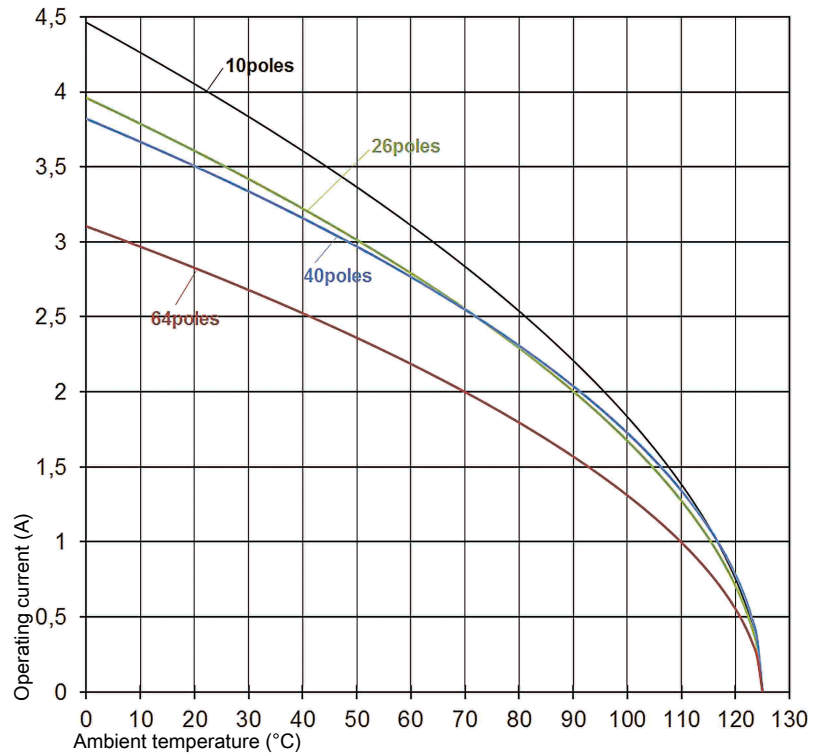
Specifications	IEC 60603-13
UL / CSA	UL 1977 ECBT2.E102079 CSA-C22.2 No. 182.3 ECBT8.E102079

## Commercial data

Packaging size	100
Net weight	3.5 g
Country of origin	China
European customs tariff number	85366990
eCl@ss	27460202 PCB connector (conductor connection)

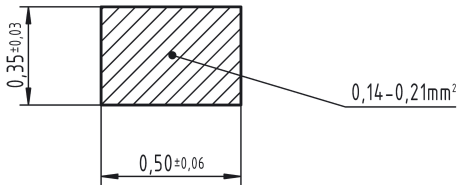
### Current carrying capacity

The current carrying capacity of the connectors is limited by the thermal load capability of the contact element material including the connections and the insulating parts. The derating curve is therefore valid for currents which flow constantly (non-intermittent) through each contact element of the connector evenly, without exceeding the allowed maximum temperature.  
 Measuring and testing techniques acc. to IEC 60512-5-2



Derating curve 80%

### Cross section of solder termination



# Mouser Electronics

Authorized Distributor

Click to View Pricing, Inventory, Delivery & Lifecycle Information:

[HARTING:](#)

[09181169622](#)