



Chip Inductors – 1812LS Series (4532)

- Highest inductance values of all our chip inductors
- Ferrite construction for high current handling
- Inductance values from 12 – 1000 μ H

Request free evaluation samples by contacting Coilcraft or visiting www.coilcraft.com.

Part number ¹	Inductance ² (μ H)	Percent tolerance	Q typ ³	Test freq (MHz)	SRF typ ⁴ (MHz)	DCR max ⁵ (Ohms)	Irms ⁶ (mA)
1812LS-123XJL_	12	5	42	2.5	85	2.0	310
1812LS-153XJL_	15	5	42	2.5	70	2.5	290
1812LS-183XJL_	18	5	45	2.5	52	2.8	270
1812LS-223XJL_	22	5	45	2.5	58	3.2	260
1812LS-273XJL_	27	5	45	2.5	46	3.6	240
1812LS-333XJL_	33	5	45	2.5	40	4.0	230
1812LS-393XJL_	39	5	45	2.5	30	4.5	210
1812LS-473XJL_	47	5	42	2.5	24	5.0	200
1812LS-563XJL_	56	5	42	2.5	20	5.5	190
1812LS-683XJL_	68	5	40	2.5	16	6.0	180
1812LS-823XJL_	82	5	40	2.5	13.5	7.0	170
1812LS-104XJL_	100	5	40	2.5	12.0	8.0	150
1812LS-124XJL_	120	5	33	0.79	14.5	11.5	135
1812LS-154XJL_	150	5	36	0.79	11.5	13.0	125
1812LS-184XJL_	180	5	36	0.79	9.3	14.2	120
1812LS-224XJL_	220	5	38	0.79	7.6	16.2	115
1812LS-274XJL_	270	5	38	0.79	8.3	20.5	105
1812LS-334XJL_	330	5	38	0.79	7.0	22.5	100
1812LS-394XJL_	390	5	38	0.79	5.2	24.5	90
1812LS-474XJL_	470	5	38	0.79	4.4	26.5	85
1812LS-564XJL_	560	5	33	0.79	2.8	28.5	75
1812LS-684XJL_	680	5	25	0.79	2.3	38.0	60
1812LS-824XJL_	820	5	25	0.79	2.1	41.0	55
1812LS-105XJL_	1000	5	30	0.79	1.9	44.0	50

1. When ordering, please specify **termination** and **packaging** codes:

1812LS-105XJLC

Termination: L = RoHS compliant silver-palladium-platinum-glass frit.

R = RoHS compliant matte tin over nickel over silver-platinum-glass frit.

Special order: T = RoHS tin-silver-copper (95.5/4/0.5) or S = non-RoHS tin-lead (63/37).

Packaging: C = 7" machine-ready reel. EIA-481 embossed plastic tape (600 per full reel). Quantities less than full reel available: in tape (not machine ready) or with leader and trailer (\$25 charge).

D = 13" machine-ready reel. EIA-481 embossed plastic tape. Factory order only, not stocked (2200 per full reel).

B = Less than full reel. In an effort to simplify our part numbering system, Coilcraft is eliminating the need for multiple packaging codes. When ordering, simply change the last letter of your part number from B to C.

2. Inductance at 2.5 MHz measured using an Agilent/HP 4286A and a Coilcraft SMD-A fixture with Coilcraft-provided correlation pieces. Inductance at 0.79 MHz measured using an Agilent/HP 4192A and Coilcraft SMD-B test fixture.

3. Q read at test frequency directly on an Agilent/HP 4192A LF impedance analyzer and a Coilcraft SMD-B test fixture.

4. SRF measured using an Agilent/HP 8753D network analyzer and a Coilcraft SMD-D test fixture.

5. DCR measured on a Cambridge Technology micro-ohmmeter.

6. Current that causes a 15°C temperature rise from 25°C ambient. This information is for reference only and does not represent absolute maximum ratings.

7. Electrical specifications at 25°C.

Refer to Doc 362 "Soldering Surface Mount Components" before soldering. Visit <http://www.coilcraft.com/colrcode.cfm> for part marking data.



www.coilcraft.com

US +1-847-639-6400 sales@coilcraft.com

UK +44-1236-730595 sales@coilcraft-europe.com

Taiwan +886-2-2264 3646 sales@coilcraft.com.tw

China +86-21-6218 8074 sales@coilcraft.com.cn

Singapore +65-6484 8412 sales@coilcraft.com.sg

Document 106-1 Revised 12/02/21

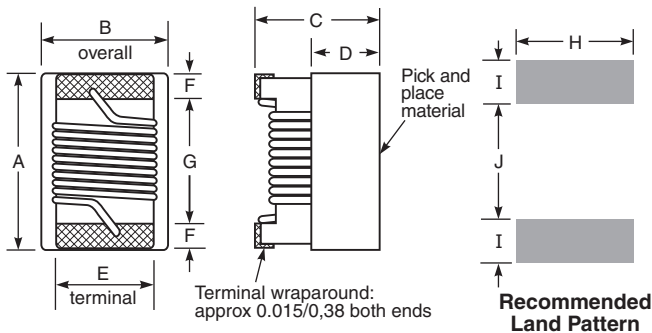
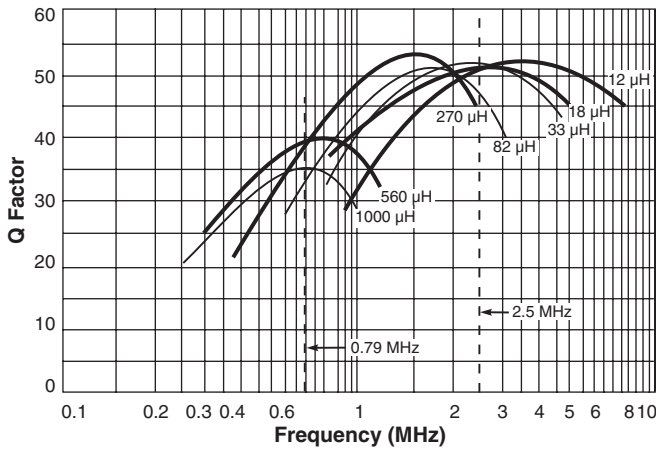
© Coilcraft Inc. 2021

This product may not be used in medical or high risk applications without prior Coilcraft approval. Specification subject to change without notice. Please check web site for latest information.



1812LS (4532) Chip Inductors

Typical Q vs Frequency

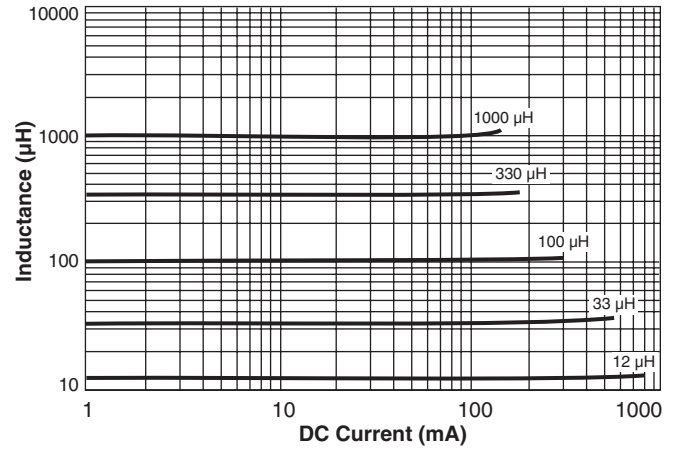


A	B	C	D	E	F	G	H	I	J
max	max	max	ref						
0.195	0.150	0.135	0.070	0.100	0.025	0.128	0.120	0.045	0.118
4.95	3.81	3.43	1.78	2.54	0.64	3.25	3.05	1.14	3.00

Note: Height dimension (C) is before optional solder application. For maximum height dimension including solder, add 0.006 in / 0.152 mm.

S-Parameter files
ON OUR WEB SITE
SPICE models
ON OUR WEB SITE

Typical L vs Current



- Designer's Kit C314** contains 10 of each value
- Core material** Ferrite
- Terminations** RoHS compliant silver-palladium-platinum-glass frit. Other terminations available at additional cost.
- Weight** 142 – 171 mg
- Ambient temperature** -40°C to +85°C with Irms current
- Maximum part temperature** +100°C (ambient + temp rise)
- Storage temperature** Component: -40°C to +100°C. Tape and reel packaging: -40°C to +80°C
- Resistance to soldering heat** Max three 40 second reflows at +260°C, parts cooled to room temperature between cycles
- Temperature Coefficient of Inductance (TCL)** +200 to +700 ppm/°C
- Moisture Sensitivity Level (MSL)** 1 (unlimited floor life at <30°C / 85% relative humidity)
- Packaging** 600/7" reel; 2200/13" reel. Plastic tape: 12 mm wide, 0.3 mm thick, 8 mm pocket spacing, 3.7 mm pocket depth
- PCB washing** Tested to MIL-STD-202 Method 215 plus an additional aqueous wash. See [Doc787_PCB_Washing.pdf](#).



US +1-847-639-6400 sales@coilcraft.com
UK +44-1236-730595 sales@coilcraft-europe.com
Taiwan +886-2-2264 3646 sales@coilcraft.com.tw
China +86-21-6218 8074 sales@coilcraft.com.cn
Singapore + 65-6484 8412 sales@coilcraft.com.sg

Document 106-2 Revised 12/02/21
 © Coilcraft Inc. 2021
 This product may not be used in medical or high risk applications without prior Coilcraft approval. Specification subject to change without notice. Please check web site for latest information.



Mouser Electronics

Authorized Distributor

Click to View Pricing, Inventory, Delivery & Lifecycle Information:

Coilcraft:

<u>1812LS-393XJLC</u>	<u>1812LS-223XJLB</u>	<u>1812LS-334XJLB</u>	<u>1812LS-123XJLC</u>	<u>1812LS-563XJLB</u>	<u>1812LS-104XJLB</u>
<u>1812LS-273XJLC</u>	<u>1812LS-684XJLC</u>	<u>1812LS-823XJLC</u>	<u>1812LS-564XJLB</u>	<u>1812LS-473XJLB</u>	<u>1812LS-124XJLB</u>
<u>1812LS-154XJLC</u>	<u>1812LS-224XJLB</u>	<u>1812LS-183XJLB</u>	<u>1812LS-474XJLB</u>	<u>1812LS-224XJLC</u>	<u>1812LS-684XJLB</u>
<u>1812LS-104XJLC</u>	<u>1812LS-823XJLB</u>	<u>1812LS-153XJLC</u>	<u>1812LS-473XJLC</u>	<u>1812LS-183XJLC</u>	<u>1812LS-394XJLB</u>
<u>1812LS-223XJLC</u>	<u>1812LS-824XJLC</u>	<u>1812LS-683XJLB</u>	<u>1812LS-564XJLC</u>	<u>1812LS-123XJLB</u>	<u>1812LS-153XJLB</u>
<u>1812LS-184XJLC</u>	<u>1812LS-333XJLB</u>	<u>1812LS-683XJLC</u>	<u>1812LS-333XJLC</u>	<u>1812LS-105XJLC</u>	<u>1812LS-273XJLB</u>
<u>1812LS-474XJLC</u>	<u>1812LS-124XJLC</u>	<u>1812LS-394XJLC</u>	<u>1812LS-824XJLB</u>	<u>1812LS-393XJLB</u>	<u>1812LS-274XJLB</u>
<u>1812LS-334XJLC</u>	<u>1812LS-274XJLC</u>	<u>1812LS-105XJLB</u>	<u>1812LS-184XJLB</u>	<u>1812LS-563XJLC</u>	<u>1812LS-154XJLB</u>