



High-Current Air Core Inductors



The use of heavy gauge wire allows these parts to have the lowest DCR and highest current ratings of our air-core inductors. They offer Q values of 100 or greater from 150 MHz to 1 GHz.

Request free evaluation samples by contacting Coilcraft or visiting www.coilcraft.com.

Part number ¹	Inductance ² ±5% (nH)	Q ² typ	SRF typ ³ (GHz)	DCR max ⁴ (mOhm)	Irms ⁵ (A)	Wt (mg)
GA3092-AL_	3.7	100	17.5	2.0	7.0	150
GA3093-AL_	6.6	100	4.0	2.0	7.0	220
GA3094-AL_	12.0	140	2.4	2.0	7.0	280
GA3095-AL_	17.5	140	2.2	2.0	7.0	390
WA3096-AL_	22.0	160	2.6	2.5	7.0	470
WA3097-AL_	30.0	160	2.0	3.0	7.0	570

1. When ordering, please specify **packaging** code:

GA3097-ALC

- Packaging:** C = 7" machine-ready reel. EIA-481 embossed plastic tape (GA3092 - GA3095 250 parts per full reel; WA3096, WA3097 400 parts per full reel). Quantities less than full reel available: in tape (not machine ready) or with leader and trailer (\$25 charge).
- B = Less than full reel. In an effort to simplify our part numbering system, Coilcraft is eliminating the need for multiple packaging codes. When ordering, simply change the last letter of your part number from B to C.
- D = 13" machine-ready reel. EIA-481 embossed plastic tape (GA3092 - GA3095 1000 parts per full reel; WA3096, WA3097 1500 parts per full reel). Factory order only, not stocked.

2. L and Q measured at 150 MHz, 0.1 Vrms, 0 A using an Agilent/HP 4291A impedance analyzer with an Agilent/HP 16193A test fixture.
3. SRF measured using an Agilent/HP 8722ES network analyzer and a Coilcraft SMD-D test fixture.
4. DCR measured using a micro-ohmmeter.
5. Current that causes a 15°C temperature rise from 25°C ambient. This information is for reference only and does not represent absolute maximum ratings.
6. Electrical specifications at 25°C.
- Refer to Doc 362 "Soldering Surface Mount Components" before soldering.

Terminations RoHS compliant tin-silver (96.5/3.5) over copper

Ambient temperature -40°C to +125°C with Irms current

Maximum part temperature +140°C (ambient + temp rise)

Storage temperature Component: -40°C to +140°C.
Tape and reel packaging: -40°C to +80°C

Resistance to soldering heat Max three 40 second reflows at +260°C, parts cooled to room temperature between cycles

Temperature Coefficient of Inductance (TCL) +5 to +70 ppm/°C

Moisture Sensitivity Level (MSL) 1 (unlimited floor life at <30°C / 85% relative humidity)

Packaging

GA3092 - GA3095 250/7" reel; 1000/13" reel Plastic tape: 16 mm wide, 0.35 mm thick, 12 mm pocket spacing, 4.9 mm pocket depth

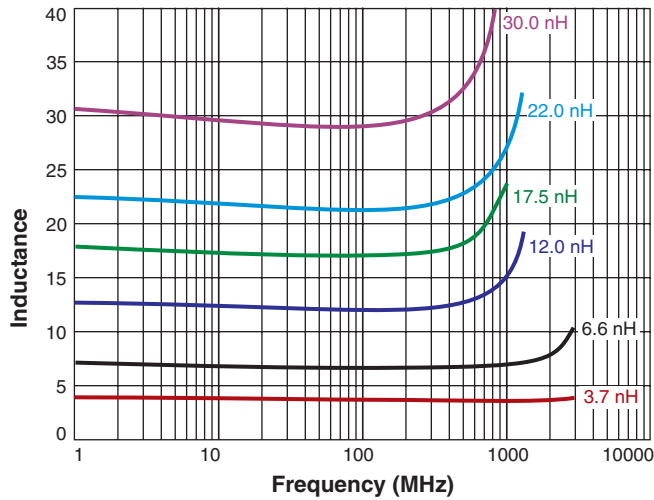
WA3096, WA3097 400/7" reel; 1500/13" reel Plastic tape: 16 mm wide, 0.5 mm thick, 16 mm pocket spacing, 5.26 mm pocket depth

PCB washing Tested to MIL-STD-202 Method 215 plus an additional aqueous wash. See [Doc787_PCB_Washing.pdf](#).

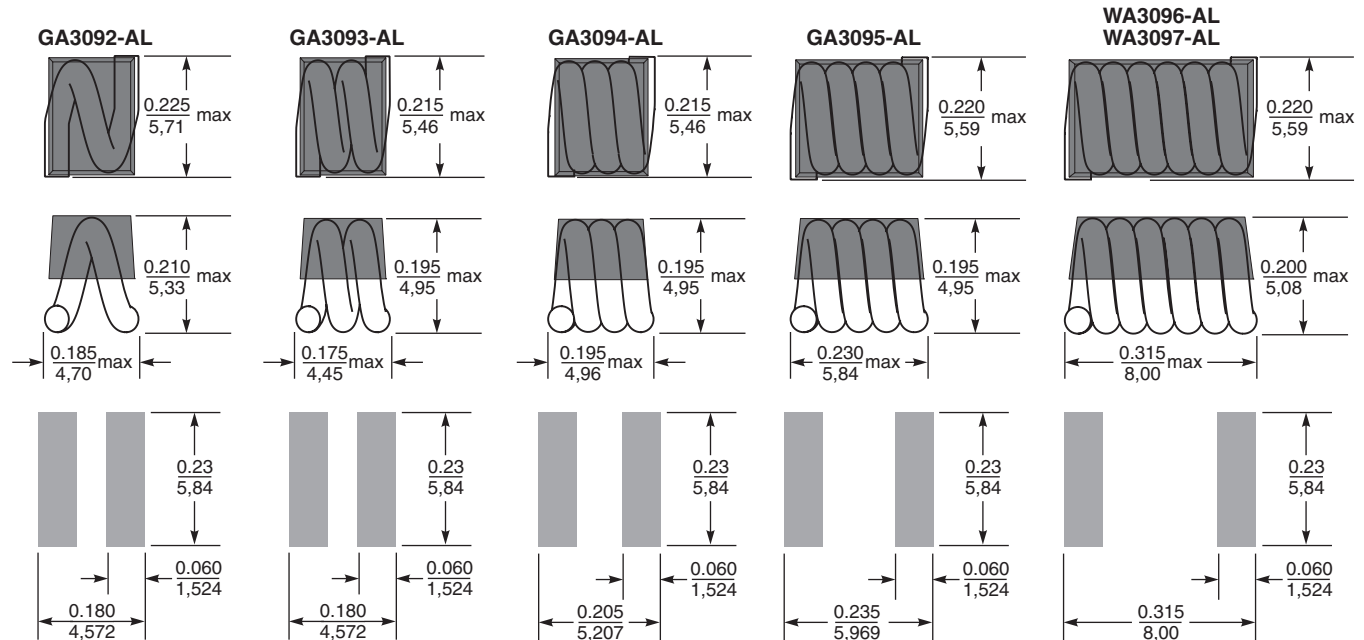
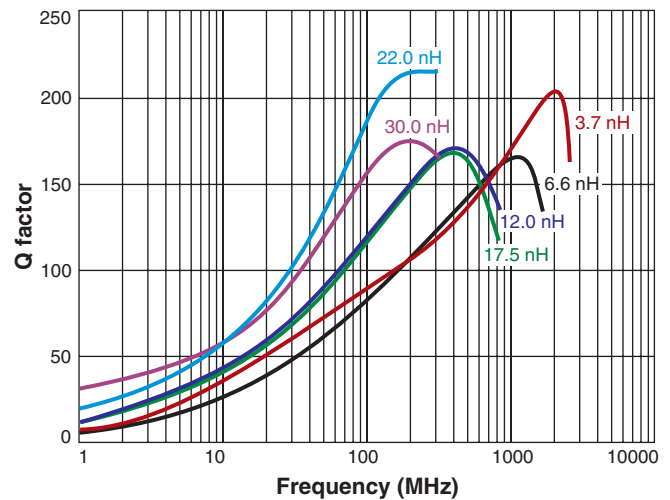


High-Current Air Core Inductors

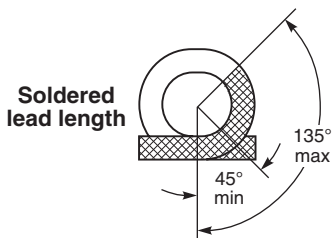
L vs Frequency



Q vs Frequency



Recommended Land Patterns



Dimensions are in $\frac{\text{inches}}{\text{mm}}$



US +1-847-639-6400 sales@coilcraft.com
UK +44-1236-730595 sales@coilcraft-europe.com
Taiwan +886-2-2264 3646 sales@coilcraft.com.tw
China +86-21-6218 8074 sales@coilcraft.com.cn
Singapore + 65-6484 8412 sales@coilcraft.com.sg

Document 625-2 Revised 06/08/20

© Coilcraft Inc. 2021

This product may not be used in medical or high risk applications without prior Coilcraft approval. Specification subject to change without notice. Please check web site for latest information.

Mouser Electronics

Authorized Distributor

Click to View Pricing, Inventory, Delivery & Lifecycle Information:

Coilcraft:

[GA3092-ALC](#) [GA3093-ALC](#) [GA3093-ALB](#) [GA3095-ALC](#) [GA3095-ALB](#) [GA3094-ALB](#) [GA3094-ALC](#) [GA3092-ALB](#)