

# Surface Mount Directional Coupler

## DBTC-17-5LX+

50Ω, 17dB coupling, 50 to 2000 MHz

### Features

- very flat coupling
- very broadband, multi octave
- temperature stable, LTCC base
- all welded construction
- leads attached for better solderability
- micro miniature coupler
- aqueous washable
- protected by US Patents 6,140,887 & 6,784,521



Generic photo used for illustration purposes only

CASE STYLE: AT1642

**+RoHS Compliant**

The +Suffix identifies RoHS Compliance. See our web site for RoHS Compliance methodologies and qualifications

**Available Tape and Reel at no extra cost**

Reel Size	Devices/Reel
7"	20, 50, 100, 200, 500
13"	1000, 2000

### Applications

- cellular
- PCS
- DECT/PHS
- GSM

### Electrical Specifications at 25°C

Parameter	Condition (MHz)	Min.	Typ.	Max.	Unit
Frequency Range		5		1500	MHz
Mainline Loss <sup>1</sup>	50-1000		0.9	1.4	dB
	1000-1500		1.0	1.5	
	1500-2000		1.1	1.6	
Nominal Coupling	50-1000		17.0±0.7		dB
	1000-1500		17.2±0.9		
	1500-2000		17.0±1.0		
Coupling Flatness(±)	50-1000			±0.9	dB
	1000-1500			±1.0	
	1500-2000			±0.8	
Directivity	50-1000	13	20		dB
	1000-1500	10	20		
	1500-2000	—	14		
VSWR <sup>2</sup>	50-1000		1.2		dB
	1000-1500		1.2		
	1500-2000		1.2		
Input Power	50-1000			2.0	W
	1000-1500			2.0	
	1500-2000			2.0	

1. Includes theoretical coupled power loss of 0.07 dB at 17 dB coupling.

2. For coupled port VSWR above 500 MHz, 1.6:1 typ.

### Maximum Ratings

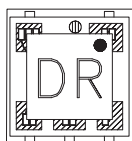
Parameter	Ratings
Operating Temperature	-40°C to 85°C
Storage Temperature	-55°C to 100°C

Permanent damage may occur if any of these limits are exceeded.

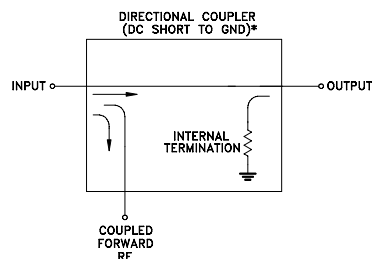
### Pin Connections

Function	Pin Number
INPUT	3
OUTPUT	4
COUPLED	1
GROUND	2
ISOLATE (DO NOT USE)	6

### Product Marking



### Electrical Schematic



\* ELECTRICAL SCHEMATIC IS FOR DIRECTIONAL COUPLER WITH INTERNAL TRANSFORMER(S) THAT ROUTES DC FROM RF PORTS TO GROUND.

**Mini-Circuits®**

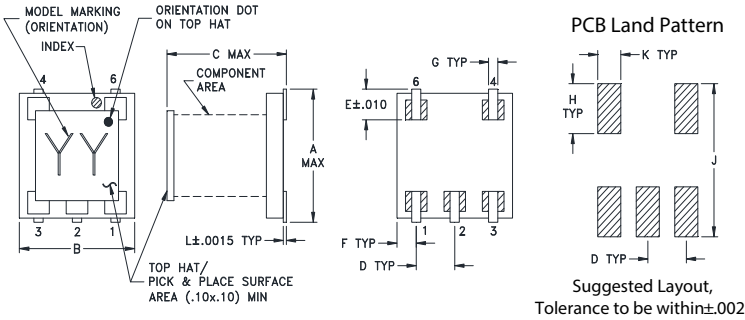
www.minicircuits.com P.O. Box 350166, Brooklyn, NY 11235-0003 (718) 934-4500 sales@minicircuits.com

REV. A  
M151107  
ED-8784A/4  
DBTC-17-5LX+  
WP/CP/AM  
190821

Page 1 of 2

# DBTC-17-5LX+

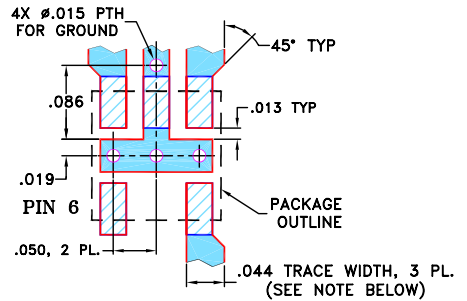
## Outline Drawing



## Outline Dimensions (inch/mm)

A	B	C	D	E	F
.166	.150	.155	.050	.037	.025
4.22	3.81	3.94	1.27	0.94	0.64
G	H	J	K	L	wt
.012	.060	.184	.030	.004	grams
0.30	1.52	4.67	0.76	0.10	0.10

## Demo Board MCL P/N: TB-278 Suggested PCB Layout (PL-150)

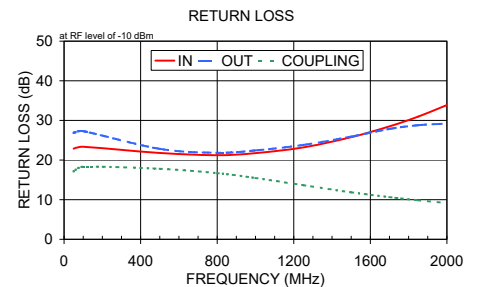
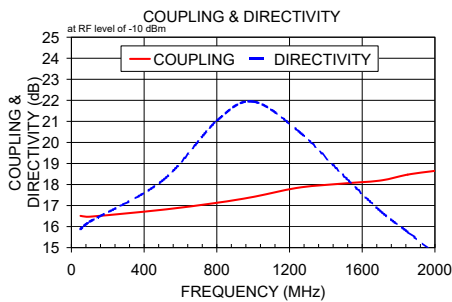
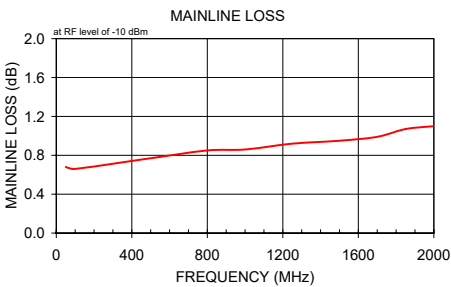


- NOTES: 1. TRACE WIDTH IS SHOWN FOR ROGERS R04350B WITH DIELECTRIC THICKNESS  $0.020" \pm 0.0015"$ ; COPPER: 1/2 OZ. EACH SIDE. FOR OTHER MATERIALS TRACE WIDTH MAY NEED TO BE MODIFIED.  
2. BOTTOM SIDE OF THE PCB IS CONTINUOUS GROUND PLANE.

- DENOTES PCB COPPER LAYOUT WITH SMOBC (SOLDER MASK OVER BARE COPPER)
- DENOTES COPPER LAND PATTERN FREE OF SOLDER MASK

## Typical Performance Data

Frequency (MHz)	Mainline Loss (dB) In-Out	Coupling (dB) In-Cpl	Directivity (dB)	Return Loss (dB)		
				In	Out	Cpl
50.00	0.64	16.41	15.92	23.43	27.62	18.46
100.00	0.66	16.42	16.17	23.56	27.75	18.62
500.00	0.76	16.74	18.53	22.36	23.13	18.78
800.00	0.85	17.06	22.42	21.45	21.80	18.22
1000.00	0.91	17.30	22.32	21.67	21.94	17.08
1300.00	0.99	17.63	17.74	22.81	22.71	14.85
1500.00	1.05	17.81	15.41	24.84	24.12	13.40
1600.00	1.08	17.88	14.43	25.91	24.48	12.71
1900.00	1.18	18.07	12.20	28.04	25.71	10.95
2000.00	1.21	18.11	11.55	28.07	25.97	10.50



## Additional Notes

- A. Performance and quality attributes and conditions not expressly stated in this specification document are intended to be excluded and do not form a part of this specification document.  
B. Electrical specifications and performance data contained in this specification document are based on Mini-Circuit's applicable established test performance criteria and measurement instructions.  
C. The parts covered by this specification document are subject to Mini-Circuits standard limited warranty and terms and conditions (collectively, "Standard Terms"); Purchasers of this part are entitled to the rights and benefits contained therein. For a full statement of the Standard Terms and the exclusive rights and remedies thereunder, please visit Mini-Circuits' website at [www.minicircuits.com/MCLStore/terms.jsp](http://www.minicircuits.com/MCLStore/terms.jsp)